



Training Tools to Keep Your Program Sharp

National RTAP Resources Overview Webinar

MTAP and National RTAP

January 19, 2016



U.S. Department of Transportation
Federal Transit Administration

Agenda

- Introductions
- National RTAP overview
 - Dashboard: web tools, paper tools/trainings
 - National RTAP eLearning
 - Peer to Peer Calls
- Discussion - Approaches to Training
 - Curtis Sims, SCDOT
 - Denise Tyler, DE DOT DART
 - Justin Neidel, OK DOT

National RTAP Overview

National RTAP Products and Services

- Resource Center - nationalrtap.org, phone, email, chat, eNews
- Training modules and technical briefs - START, Emergency Management, Customer Service, Financial Management, etc.
- National RTAP eLearning - learning management system
- Topic guides, links, and partner organization reports/guides
- Toolkits - State RTAP, Marketing, ADA, Transit Manager, Rodeo
- Webinars - FTA, NRTAP, other partners
- Web Apps - GTFS Builder, Website Builder, ProcurementPRO
- Peer-to-Peer Network - conversations about current issues

Use National RTAP Resources to:

- Create or update a training class
- Answer your questions about rural transit planning, operations, management, or funding
- Incorporate technology into your program or transit system
- Learn about the latest developments in rural transit, including funding opportunities
- Get expert advice from a peer transit provider or RTAP manager
- Hear knowledgeable speakers without leaving the office

National RTAP Products

New Products and Coming Attractions

Recently released 2015

- Marketing Transit Toolkit
- National RTAP eLearning LMS
- Top Shops: Emergency Management in Maintenance Facilities
- START Online (with CTEL)
- Oversized Wheelchair Tech Brief
- 101 Webinar Series (FTA Bus Safety/SMS, Rides to Wellness, Ethics, Title VI, Intercity Bus)
- Rural NTD in INTDAS



Coming soon

- Interstate Regulations Tech Brief
- Charter Tech Brief for very rural
- NCMM Trainings

101 Webinar Series

Recent

- FTA Bus Safety and SMS
- Marketing Toolkit Overview/Demo
- Intercity and Private Match
- Title VI
- Rides to Wellness
- Ethics in Transit Decision-Making
- ADA and Rural Transportation
- Drug & Alcohol Testing
- Charter Service & School Transportation

Future topics may include:

- Safety and asset management
- Collaboration with FTA's Oversight Office
- Employee wellness
- YOUR Burning Issue

Rural NTD in INTDAS

- Rural data into the Integrated National Transit Database Analysis System (INTDAS)
- Contract with Florida International University
- 2013 Data available
 - Request access at www.ftis.org/INTDAS/NTDLogin.aspx
 - Introductory webinar is available online
- Custom reports: efficiency, effectiveness, trips, costs, miles

National RTAP Rural Transit Assistance Program

EM Module 4 (00:00 / 12:49) Glossary | Exit




Top Shops: Emergency Management in Vehicle Maintenance Facilities

Module 4: Fire Incidents

National RTAP Rural Transit Assistance Program

3/25/2014

Search... NEXT >

National RTAP Rural Transit Assistance Program

EM Module 3 (17:20 / 20:38) Glossary | Exit

Thunderstorms, Tornadoes, and Hurricanes


Thunderstorms

Tornadoes

Hurricanes

Introduction










Click on each tab on the left of your screen to read how to respond should a thunderstorm, tornado, or hurricane hit your area. When you have finished, click the 'Next' button to continue.



Search... PREV < NEXT >

EM Module 4 (04:50 / 12:49) Glossary | Exit

Fire Extinguishers

Fire Extinguisher	Symbols	Types of Fires Extinguished
Class A Extinguisher	 	Fires involving wood, paper, cloth, trash, etc.
Class B Extinguisher	 	Fires involving gasoline, oil, paint, etc.
Class C Extinguisher	 	Fires involving live electrical equipment
Class D Extinguisher		Fires involving combustible metals and alloys
Class K Extinguisher	 	Fires involving cooking oils and fats

PREV < NEXT >

EM Module 4 (12:29 / 12:49) Glossary | Exit

Which of the following is NOT one of the three components needed to start or maintain a fire? (Select the correct response.)

- Fuel
- Heat or ignition
- Carbon monoxide
- Oxygen

START Online: Safety Training and Rural Transit

Driver/Operator Safety Part 1

This course was produced by



In partnership with



Vehicle Safety

2-19 Tire and Rim Check

Performing a detailed tire and rim check:

- Inspect tread DEPTH.
- Depth should be EVEN from sidewall to sidewall.
- Note a 4/32-inch on the steering AXLE.
- Note a 2/32-inch on all OTHERS.
- REPORT worn tires; use a depth gauge.
- Each tire should be checked at the location showing the GREATEST wear.

3-17 Accelerating the Vehicle

Situation:

Your vehicle is the first in line to stop for a red light at a busy intersection.

After the light turns green, what's the correct safety procedure?

Select your answer, then click Next.



Accelerate suddenly.

Accelerate smoothly and gradually.

Move as slowly as possible until crossing the intersection, then accelerate suddenly.

Alternate suddenly, then gradually.



Marketing Transit Toolkit

- Online toolkit with three components:
 - (a) Information about transit marketing and worksheets for how to create a transit marketing plan
 - (b) Microsoft Publisher templates of marketing materials for transit
 - (c) Library of transit graphics and stock images (copyright-free)
- Available at www.nationalrtap.org/marketingtoolkit
- Recorded Overview and Demonstration webinars available at www.nationalrtap.org/webinars

Oversized Wheelchair Tech Brief

- Released in summer 2015
- Tech Brief Covers:
 - Basic ADA wheelchair related requirements
 - Revised definitions
 - Identified Issues and Solutions (practices/recommendations) from TCRP Report 171 and other sources
 - Solicited review from DREDF and FTA Civil Rights Division

National RTAP eLearning

- Learning management system (LMS) that hosts:
 - New RTAP online trainings (Top Shops) and existing trainings converted to online versions (START, 2 the Point, and more)
 - Trainings by partner organizations (RLS/ODOT drug & alcohol training)
 - Other learning elements and links to outside trainings
- Key benefits:
 - Self-paced, (mostly) interactive trainings online – saving time and money
 - Managers can assign trainings and track learner progress/performance
- Register at elearning.nationalrtap.org or learn more at nationalrtap.org/eLearning-Portal

National RTAP eLearning: Transcript

My Plan **Transcript** Configuration

Transcript



Transcript

Refresh



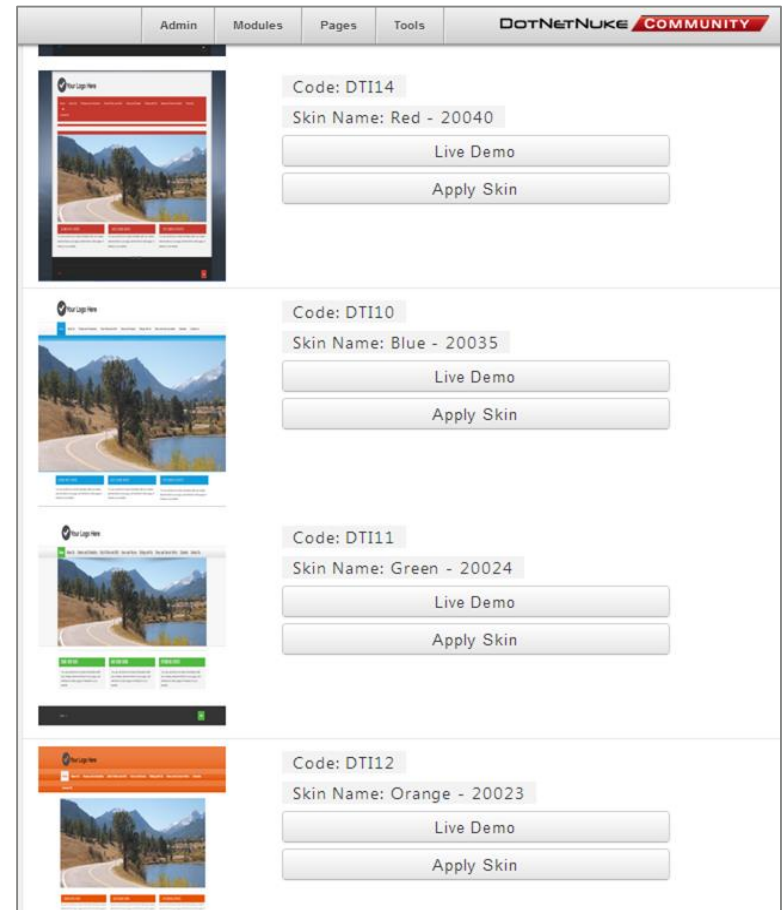
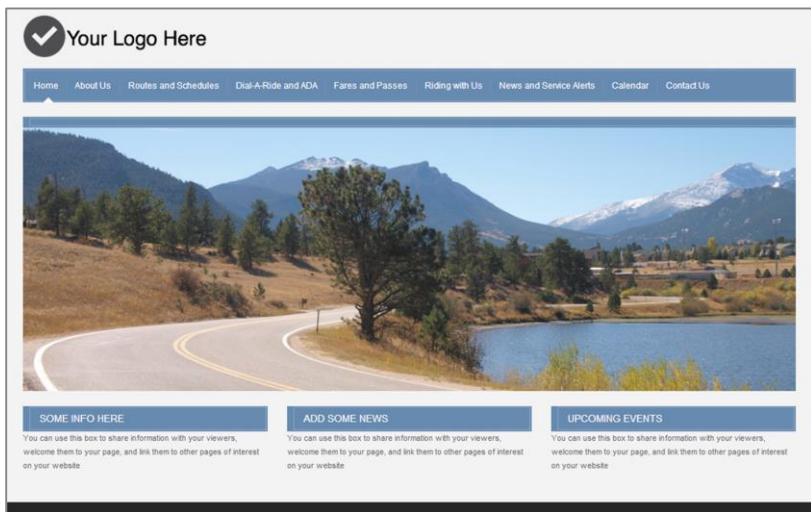
User Name	First Name	Last Name	Email	Folder Name	Path	Completion	Success	Complete	Due Date	Score	Ed. Units	Duration	LE Details
Imsadmin	LMS	Administrator	nrodriguez@nationalrtap.org	Top Shops: Emergency Management in Vehicle Maintenance Facilities		In Progress		9			0	01:19:35	View
Imsadmin	LMS	Administrator	nrodriguez@nationalrtap.org	2 The Point Training		In Progress	Passed	7			0	00:13:03	View
Imsadmin	LMS	Administrator	nrodriguez@nationalrtap.org	ADA and Sensitivity	2 The Point Training	Completed	Passed	3		100%	0	00:02:21	View
Imsadmin	LMS	Administrator	nrodriguez@nationalrtap.org	Bloodborne Pathogens	2 The Point Training	Completed		1		100%	0	00:06:33	View

National RTAP eLearning

- State “Teams”
 - Transit agencies can register under their state
 - State RTAP managers and/or program managers may eventually be able to upload state-specific trainings, for only their state to view
- Would you use this feature in your state?
- How do you see your program utilizing the LMS?
- Suggestions, requests, questions, or concerns? – share ideas with us by emailing info@nationalrtap.org

Website Builder *Version 2*

- Launched August 2014
- New features:
 - Template with transit-related pages
 - Easier to customize design
 - Instructional Videos



Works well with Marketing Transit Toolkit

Peer-to-Peer Calls

- New element of Peer-to-Peer Program
- Calls led by National RTAP staff and board members, facilitating discussion and information sharing
- Usually the third Wednesday each month at 2:30pm ET
- Contact Robin if interested in leading or sharing on a call
- Submit topic ideas by emailing info@nationalrtap.org
- Next Peer Call is on the topic of Transit Manager 101 and is next Wednesday, January 27 at 2:30pm ET

Look for us at these conferences!

- SWTA - Feb 1-3, 2016
- SC Alliance for Mobile Infrastructure - Feb 25-26, 2016
- AzDOT/AzTA - April 2016
- CTAA in Portland, Oregon - May 2016
- National Rural and Intercity Bus Conference in Asheville, NC - October 2016
- Or your state's conference!

Contact Information

National RTAP

5 Wheeling Avenue, Unit B
Woburn, MA 01801
888-589-6821

info@nationalrtap.org

nationalrtap.org

facebook.com/NationalRTAP

Robin Phillips

Executive Director

rphillips@nationalrtap.org

Liz Taylor

Senior Project Manager

etaylor@nationalrtap.org

A recording of this webinar will be posted at nationalrtap.org/webinars within one week. A transcript can also be provided upon request.



U.S. Department of Transportation
Federal Transit Administration

Contact Information

Multi State Technical Assistance Program

<http://scopt.transportation.org/Pages/MTAP.aspx>

Katelyn Dwyer

MTAP Program Specialist
444 North Capitol Street NW, Suite 249
Washington, DC 20001
Phone: 202-624-3698
Email: kdwyer@ashto.org



Curtis Sims

Training Safety & Security Program Manager
at SCDOT
simsc@scdot.org

Denise Tyler

Employee Development Manager
denise.tyler@state.de.us

Justin Neidel

RTAP Manager at OK DOT
jneidel@odot.org